





## Tara

To print a hardcopy of the tara weight:

1. Enter Tara press  while the unit is displaying total weight truck + trailer\*.
2. Load or unload your vehicle.
3. Exit Tara by pressing .
4. Enter the menu by pressing  for more than 3 seconds.
5. When the display shows PPP press  to start the print out.
6. If you do not reset the tara weight by entering tara mode and let the display read 0.00 and then exits tara mode again the previous tara weight will be present at next print out.
  - a. Another way to reset the tara weight is to reboot the unit.

\*Be aware that the display shows:

